
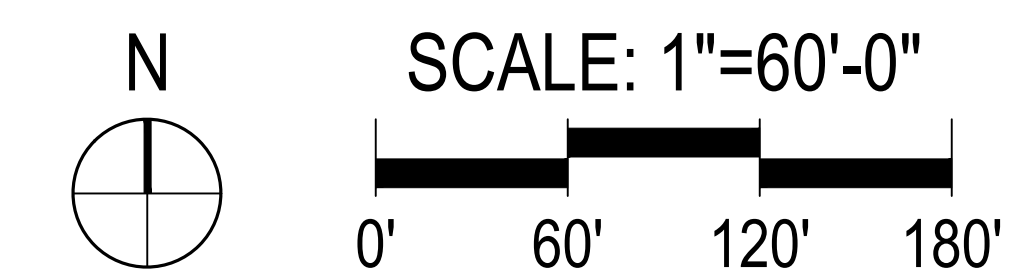
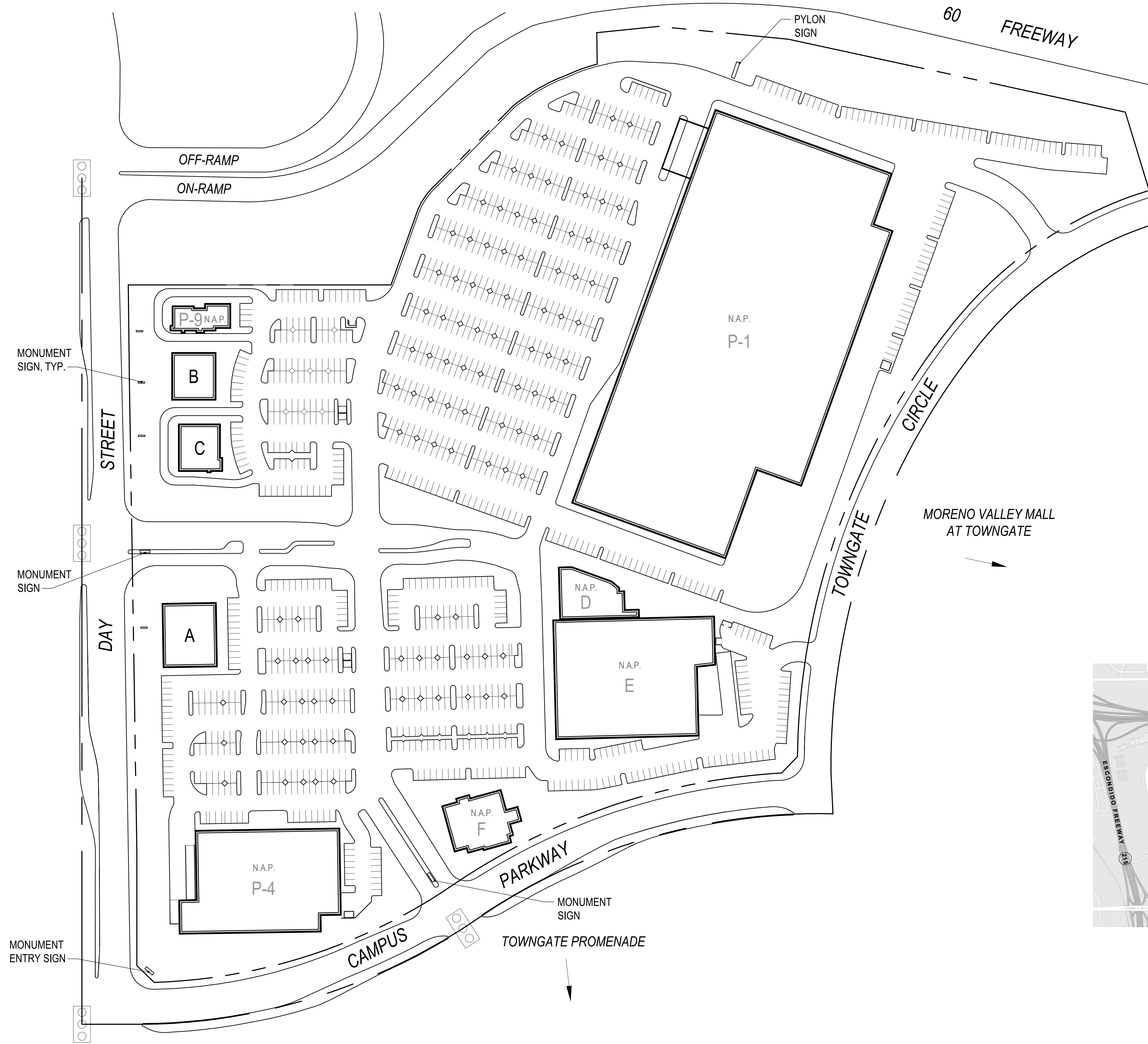


TOWNGATE CROSSING

PROJECT SUMMARY	
LAND AREA	±1,450,995 SF (33.31 AC)
BUILDING AREA	±246,930 SF
PARKING PROVIDED	±1,273 STALLS
PARKING RATIO	5.16/1000

BUILDING AREA SUMMARY		
BUILDING NAME	TENANT	S.F. (GLA)
A-1	PANERA BREAD	3,990
A-2	T-MOBILE	1,883
A-3	CAVA	2,881
A-4	SUPERCUTS	870
B-1	NUBI YOGURT	1,900
B-2	BRIGHT NOW DENTAL	3,500
C-1 & C-2	STARBUCKS	2,800
C-3	THE BOWL	1,300
C-4	JAMBA JUICE	1,300
TOTAL		20,424

NOT A PART		
BUILDING NAME	TENANT	S.F. (GLA)
D	BUFFALO WILD WINGS	5,126
E	JEROME'S	40,000
F	SIT 'N SLEEP	8,500
P-1	LOWE'S	135,591
P-4	VACANT	33,989
P-9	WENDY'S	3,300
TOTAL		226,506



TOWNGATE CROSSING MORENO VALLEY, CA

OVERALL SITE PLAN



FRITZ DUDA COMPANY

3425 Via Lido, Suite 250, Newport Beach, CA 92663 (949) 723-7100

DISCLAIMER: DRAWING IS FOR ILLUSTRATIVE PURPOSES ONLY AND IS INTENDED TO GIVE A GENERAL REPRESENTATION OF THE SITE LAYOUT

ARCHITECTS ORANGE

144 NORTH ORANGE ST., ORANGE, CALIFORNIA 92866 (714) 639-9860